

READ THESE INSTRUCTIONS BEFORE BEGINNING INSTALLATION

INSTALLATION

The *IEQ360* ion generator is a versatile product and can be mounted in any type HVAC system. It is designed for airflows of up to 2,500 CFM and standard VOC loading. 1250 CFM in smoking environments.

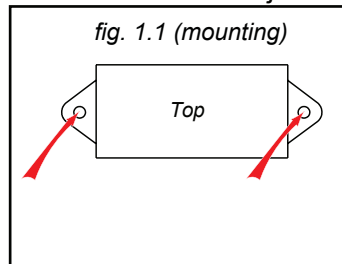
MOUNTING

Find a suitable location in the air stream. The optimal location is at the inlet to the supply fan. Keep the carbon fiber needles far enough away from any conductive surface to prevent arcing.

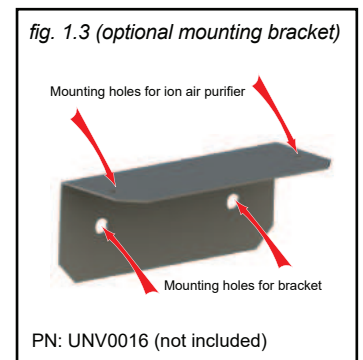
The ion air purifier has two mounting flanges with a hole to accommodate 1/8" self tapping sheet metal screws [figure 1.1]. With the provided metal screws, mount the ion air purifier perpendicular to and in the middle of the air stream such that air will flow between the carbon fiber needles [figure 1.2]. The exposed end of the screw should not protrude from the unit where someone can be injured on the screw tip.

In some cases, to properly mount the ion air purifier, the optional mounting bracket (not included) is required [figure 1.3].

This bracket has (4) holes: (2) that accommodate mounting of the ion air



purifier and (2) for mounting with #10 hardware to a surface so the air purifier is perpendicular to the air stream.



MAINTENANCE

A small cleaning brush (GNP-0148) is included for easy, routine maintenance. This should be done as the ion brushes become dirty, usually once a month.

(Be sure to follow all local and electrical codes. Turn off power to the unit before mounting or making any connections.) ⚠

ION - 0A * 00

VOLTAGE:

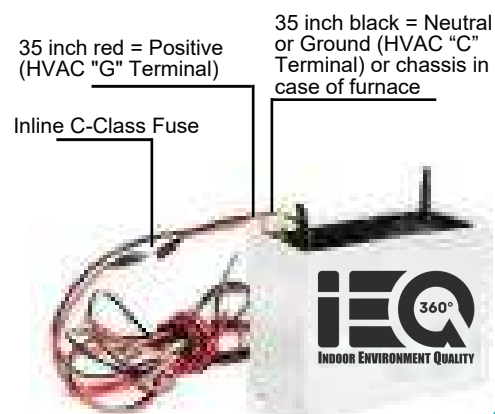
- A - 24VAC / VDC, 1ϕ
- D - 115VAC, 1ϕ
- G - 208/230VAC, 1ϕ

- Verify the product will not overload the power requirement for the HVAC system before wiring.
- Check the label on the product and wire it only to the voltage range shown. The 24V product accepts VAC/VDC power and can be utilized as a lower voltage block with less output.
- Unit should be interlocked to fan operation ("G" terminal) or other similar control.
- Inline C-Class Fusing:

500mA @ 24V; (FUS-0037)
200mA @ 115V/208V/230V (FUS-0048)

- Green LED will illuminate when powered and operating.

Note: If vibration of block occurs, 1/2" double sided foam tape (GNP-0176) can be used.



UL STD 867
UL STD 2998
CAN/CSA
STD C22.2



File# 101141865COL-003

